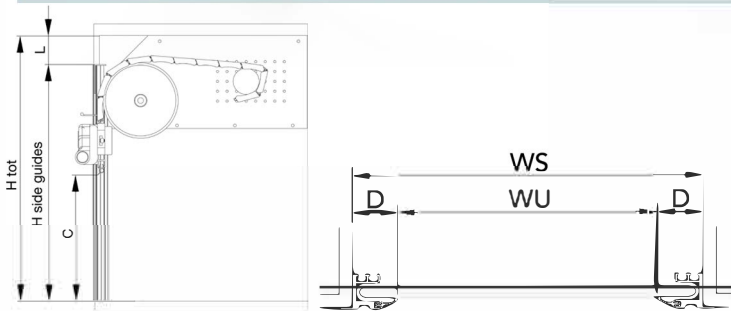


REQUEST FOR ROLLER SHUTTERS FOR SPECIAL VEHICLES

CUSTOMER						
DATE						
DELIVERY DATE						
NOTE						
OFFER	N°		ORDER		N°	

SLIDING SYSTEM TOP



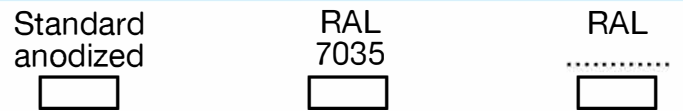
SHUTTER DIMENSIONS

	Shutter 1	Shutter 2	Shutter 3	Shutter 4
QUANTITY				
Total Width (WS)				
Total Height (Htot)				
Height guide (Hg)				
Sliding Room (L)				
Depth (P)				

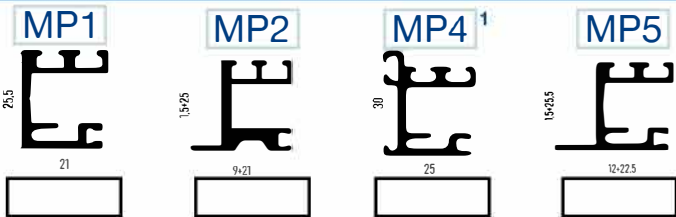
SHUTTER DIMENSIONS



FINISHING



SIDE PROFILE FOR H30 & H38



SIDE PROFILE FOR H35



CLOSING SYSTEM



- ¹ Available with second gasket
- ² NOT available with H35
- ³ Only for TOP XL
- ⁴ Double or central key available (optional)

REQUEST FOR ROLLER SHUTTERS FOR SPECIAL VEHICLES

OPTIONS

GUTTER PROFILE

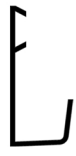
SMALL



ANODIZED

RAL _____

BIG



ANODIZED

RAL _____

LOWER PROFILE

SMALL



ANODIZED

RAL _____

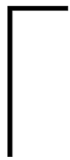
BIG



ANODIZED

RAL _____

COVER PROFILE L 50 x 20



ANODIZED

RAL _____

* Available for TOP & TOP XL

COVER PROFILE L 80 x 20



ANODIZED

RAL _____

* Available for TOP TOP XL & TOP READY

UPPER SHUTTER PROFILE WITH GASKET



ANODIZED

RAL _____

PULLING BELT



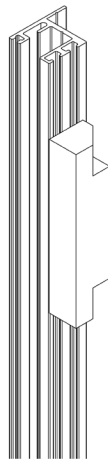
1 M

2 M

ELA 1

ELA 2

MICROSWITCH



12 V

24 V


* NOT available for TOP-XL.

MAGNET




H30

YES




H35

NO



H38

LED



L 300 mm

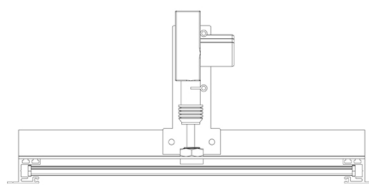
L 500 mm

L 1000 mm

* LEDs are compatible with 12 V and 24 V systems.

** On TOP-XL CAN'T BE mounted on the guide.

ELECTRIC LOCKING SYSTEM



12 V

24 V

CENTRAL

LATERAL

INTERNAL OPENING

YES

NO

* Available only for T2.

NOTE