

RICHIESTA SERRANDE PER VEICOLI SPECIALI

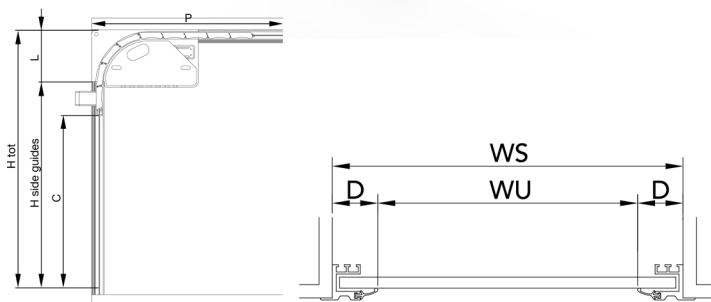
CLIENTE					
DATA					
CONSEGNA					
NOTE					
OFFERTA	N°		ORDINE		N°

SISTEMA ECO SIMPLY

ECO SIMPLY



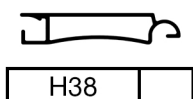
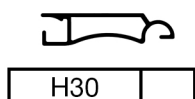
ECO PLUS SIMPLY



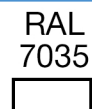
DIMENSIONI SERRANDA

	Serranda 1	Serranda 2	Serranda 3	Serranda 4
QUANTITA'				
Larghezza tot (WS)				
Altezza totale (Htot)				
Altezza guide (Hg)				
Camera di scorrimento (L)				
Profondità (P)				
Curve				

PROFILO SERRANDA

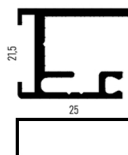


FINITURA



GUIDE PER H30 & H38

SIMPLY



TERMINALI DI CHIUSURA



CON CHIAVE

SENZA CHIAVE



CON CHIAVE

SENZA CHIAVE




CON CHIAVE

SENZA CHIAVE



CON CHIAVE

SENZA CHIAVE



CON CHIAVE

SENZA CHIAVE

¹ Disponibile con doppia serratura o serratura centrale (optional)

RICHIESTA SERRANDE PER VEICOLI SPECIALI

ACCESSORI

GOCCIOLATOIO

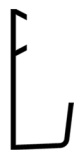
PICCOLO



ANODIZZATO

RAL _____

GRANDE




ANODIZZATO

RAL _____

BATTUTA


PICCOLO



ANODIZZATO

RAL _____

GRANDE



ANODIZZATO

RAL _____

CINGHIA DI RICHIAMO



1 M

ELA 1

2 M

ELA 2

* Solo per ECO Plus Simply

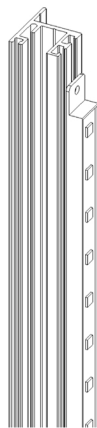
PROFILO SERRANDA CON GUARNIZIONE



ANODIZZATO

RAL _____

LED



L 300 mm

L 500 mm

L 1000 mm

* LED compatibili con sistemi a 12 V e 24 V.

APERTURA INTERNA

SI

NO

* Disponibile solo con T2 and T4

NOTE