
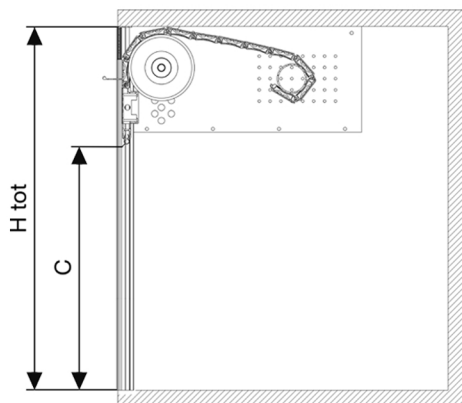


## REQUEST FOR ELECTRIC ROLLER SHUTTERS FOR SPECIAL VEHICLES

CUSTOMER						
DATE						
DELIVERY DATE						
NOTE						
OFFER	N°		ORDER		N°	

### SLIDING SYSTEM TOP-E - STANDARD MOTOR

<p><b>TOP E</b></p> 	<p><b>LEFT MOTOR</b></p>  <div style="display: flex; justify-content: space-around; margin-top: 10px;"> <div style="text-align: center;">12 V <input type="checkbox"/></div> <div style="text-align: center;">24 V <input type="checkbox"/></div> </div>	<p><b>RIGHT MOTOR</b></p>  <div style="display: flex; justify-content: space-around; margin-top: 10px;"> <div style="text-align: center;">12 V <input type="checkbox"/></div> <div style="text-align: center;">24 V <input type="checkbox"/></div> </div>
---	---	--

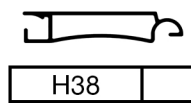


### SHUTTER DIMENSIONS

QUANTITY			
Doorway Width (WS)			
Total W (WM + WS)*			
Total Height (Htot)			
Height guide (Hg)			
Depth (P)			

\* WM ≥ 85 mm  
The engine compartment can be on the left or on the right.

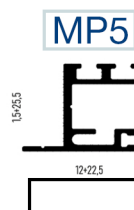
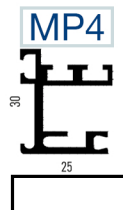
### SHUTTER PROFILE



### FINISHING

Standard anodized <input type="checkbox"/>	RAL 7035 <input type="checkbox"/>	RAL ..... <input type="checkbox"/>
---	--------------------------------------	---------------------------------------

### SIDE PROFILE FOR H38



### CLOSING SYSTEM



E-T8

Up to WS = 1800mm



E-T9

## REQUEST FOR ELECTRIC ROLLER SHUTTER FOR SPECIAL VEHICLES

### OPTIONS TOP-E - STANDARD MOTOR

#### GUTTER PROFILE

SMALL



ANODIZED

RAL \_\_\_\_\_

BIG



ANODIZED

RAL \_\_\_\_\_

#### PROFILO DI BATTUTA

SMALL



ANODIZED

RAL \_\_\_\_\_

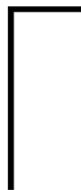
BIG



ANODIZED

RAL \_\_\_\_\_

#### COVER PROFILE - L 50 x 20



ANODIZED

RAL \_\_\_\_\_


#### UPPER SHUTTER PROFILE WITH GASKET



ANODIZED

RAL \_\_\_\_\_

#### LED



L 300 mm

L 500 mm

L 1000 mm

\* LEDs are compatible with 12 V e 24 V.

\*\* Usable on the lateral guide opposite from the engine side.

#### NOTE